



# PWM APT400

## ACTUATORS



The electro hydraulic actuators APT400 can work together with the KRON, ZEUS2 and THOR2 radio remote controls, allowing to operate most of the hydraulic cranes on the market that are equipped with only manual controls. The installation of this system requires no welding on the transmission rods and leaves intact the original system of the machine.

### MODULAR ACTUATOR BLOCK AND THE 4-FUNCTION MONOBLOCK

Driving signal	PWM at 80Hz
Coil resistance at 20°C (68°F)	5,5 Ohm
Absorption at 27 Vdc	170 ÷ 620 mA
Absorption at 13,5 Vdc	300 ÷ 1250 mA
Operating temperature	-20°C ÷ +70°C (-4°F ÷ 158°F)
Max stroke	26mm (±13mm from center)
Max stroke (optional)	40mm (±20mm from center)
Thrust force and traction at 12 bar	600N
Optimal operating pressure	15 ÷ 20 bar
Max operating pressure	30 bar
Hydraulic circuit connection	1/4" Gas
Dimensions (L.W.H.)	210 x 38 x 138 mm
Weight (single mode)	1500 g
Standard distance between centers	38, 42, 44, 46, 48, 50 mm *
Number of standard functions	4 ÷ 8 *

\* in case of monoblock: 4F and 40 mm distance between centers.

### ELECTRO HYDRAULIC CENTRAL UNIT

Supply voltage	12 o 24 Vdc +20% -10%
Operating pressure	18 bar 27 Vdc - 16 bar 13,5 Vdc
Dimensions (L.W.H.)	330 x 130 x 160 mm
Weight (dry)	5200 g

### COUNTER PRESSURE VALVE WITH FILTER

Operating temperature	-20°C ÷ +70°C (-4°F ÷ 158°F)
Flow rate	70l/min
Dimensions (L.W.H.)	84 x 50 x 132 mm
Weight (dry)	110 g

## THE KIT, BESIDES THE ACTUATORS APT400 AND THE ELECTRO HYDRAULIC CONTROL UNIT, INCLUDES:

### THE COMPLETE ELECTRICAL WIRING

The electrical wiring of the receiver/actuator/control unit system



### THE CLAMPS FOR THE TRANSMISSION RODS

The clamps to be fixed to the transmission rods of the crane avoid welding whatsoever and render the system independent



### FITTINGS AND HYDRAULIC PIPING

Fittings and connecting pipes to the control unit



## OTHER ACCESSORIES FOR THE ACTUATORS APT400 (OPTIONAL):

### STROKE EXTENSION KIT

The standard actuator stroke is +/- 13 mm from the center and fits most part of the hydraulic distributors present in the market. A kit that can extend the piston's stroke up to +/- 20mm is available for special needs.




### ADAPTER KIT

It is possible to connect the actuators APT 400 directly to the proportional manual distributors Walvoil SD6-SD8, Galtech and Parker, thanks to the dedicated flanging kit. This configuration involves the removal of the transmission bars.



### THE BY-PASS VALVE

This valve is required to make the crane comply with CE regulations. In case you are lacking it, it is available in our product catalog.



## ARRANGEMENT

